

Features

- Waterless urinal.
- 14-3/4" extended rim.

Material

- Vitreous china.

Optional Accessories

18773

Components

Additional included component/s: 2" Outlet Spud, Hanger (2 Required), Removable Strainer, 3 oz (89 ml) Sealing Liquid Sample, Cleaner Sample, and Urinal Ball Sample.



ADA

Codes/Standards





ASME A112.19.2/CSA B45.1
ASME A112.19.19
ADA
ICC/ANSI A117.1

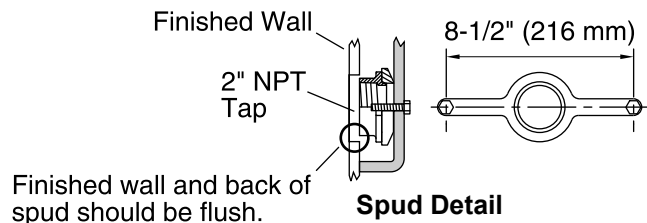
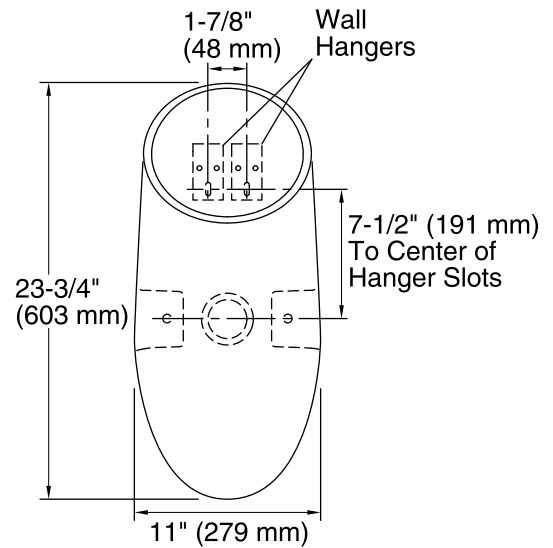
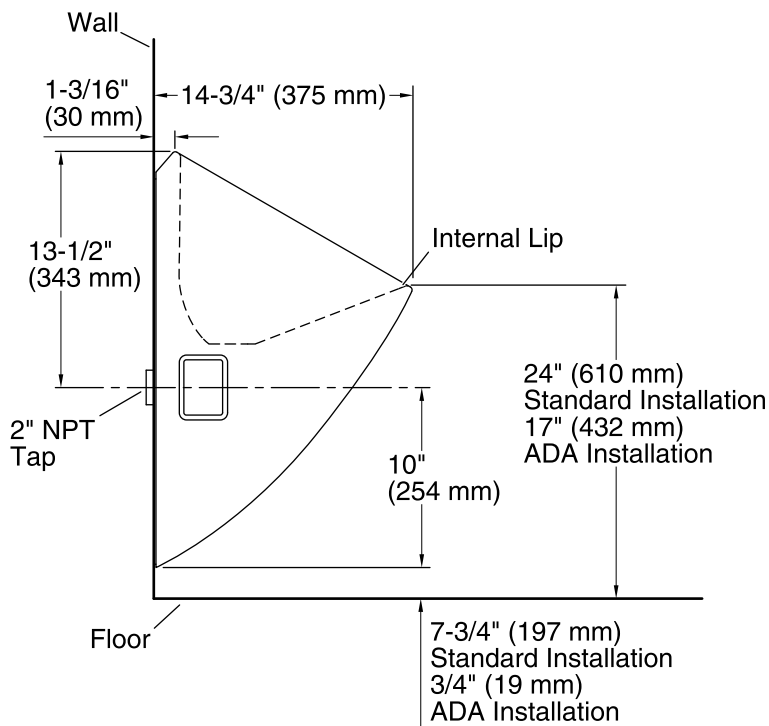
KOHLER® One-Year Limited Warranty

See website for detailed warranty information.

Available Color/Finishes

Color tiles intended for reference only.

Color	Code	Description
	0	White
	96	Biscuit
	47	Almond
	7	Black Black™



Technical Information

All product dimensions are nominal.

Spud size: 2", outlet, Rear

Notes

Install this product according to the installation guide.

Roughing-in remains the same when using the optional 3" outlet spud.

NOTICE: For ADA compliance, measurement must be from the floor to the top of the internal lip.

CAUTION: Risk of property damage. When connecting waterless urinals to the building drain waste vent system, do not use copper pipe or copper tube connectors. The use of a copper connector will result in corrosion of the connector and potential building structure damage caused by leakage.

ADA compliant when installed to the specific requirements of these regulations.